

Model 4014 PS TELEHANDLER

JLG®

STAGE IIIB
COMPLIANT

Performance

| | |
|--|----------------|
| Rated capacity | 4,000 kg |
| Maximum lift height (stabilisers up) | 13.7 m |
| Maximum lift height (stabilisers down) | 14.0 m |
| Capacity at Max Height (stabilisers up) | 2000 kg |
| Capacity at Max Reach (stabilisers down) | 1150 kg |
| Frame leveling | 10° |
| Lift speed (boom retracted) | |
| Up | 13.0 sec |
| Down | 8.0 sec |
| Boom speed (extended/retracted) | |
| Extended | 11 sec |
| Retracted | 11 sec |
| Top travel speed | 32.0 km/h |
| Engine: | 74.4kW 4 speed |
| Drawbar pull (loaded) | 69.3kN |
| Outside turning radius (over tyres) | 3.81 m |
| Operating weight (no attachment) | 10075 kg |

Standard Specifications

Engine

| | |
|-----------------------------|------------------|
| Make and Model | Deutz TCD 3.6 L4 |
| No. of Cylinders | 4 |
| Displacement | 3.6 L |
| Standard engine gross power | 74.4kW |
| Maximum torque at 1600 RPM | 420Nm |
| Fuel Tank Capacity | 150 L |

Transmission

- 4 speed forward - 3 reverse powershift transmission
- 4-wheel drive

Axles

- Trunnion mounted planetary steer axles
- Oscillating rear
- Fixed front with limited slip differential

Brakes

- Service brakes inboard wet disc brakes on front axle
- Service brakes servo assisted
- Parking brake external disc and calliper on front axle

Tyres

- Standard Mitas 15.5/80-24 16PR
- Optional (more available) Pneumatic Michelin 440/80R24 power CL

Cab

- EROPS and FOPS fully glazed all weather cab
- 2 way adjustable mechanical suspension seat

Steering 4-Wheel

- Power steering with steering wheel spinner
- Two wheel/four wheel/crab steer with rear wheel assisted alignment

Instruments

- Engine glow start assist
- Fuel gauge
- Hour- and tachometer
- CE marking
- Telescope function reconfiguration
- Battery isolator switch
- Frame Leveling

Hydraulic System-Implement

| | |
|----------|------|
| Capacity | 90 L |
|----------|------|

- 45cc variable displacement load sensing piston pump
- Maximum pump flow 113 L/min.
- Auxiliary hydraulic flow - intermittent 80 L/min.

Accessories & Options

- Boom prop
- Front window screen guard
- Rotating Beacon
- Air conditioning
- Wide range of hitches, couplers, carriages and tyres
- Rear retrieval hitch
- Roof window screen guard
- Worklights boom (1st section)


Attachments

| | |
|--------------------------------|---------------------------------|
| Standard: | |
| Standard carriage | 4000 kg |
| Standard coupler | Mechanical quick switch coupler |
| Optional: | |
| Side shift carriage | 4000 kg |
| Fork positioning carriage | 1225 mm |
| Side shift pallet forks | 1200 mm x 50 mm x 100 mm |
| Pallet fork (4000 kg) | 1200 mm x 60 mm x 100 mm |
| Hitches | Retrieval hitch |
| Couplers | Hydraulic quick switch coupler |
| Concrete mixer bucket | 500 L cap.-1100 kg |
| Multi-Purpose Bucket With Grab | 2.4 m wide |
| 4-1 Bucket | 2.4 m, 1.0 m³ |
| Digging Buckets | 2.4 m, 0.8 m³ |
| | 2.45 m, 0.9 m³ |
| Lifting Hook | 4000 kg |
| Truss Boom | 3.4 m, 1000 kg |
| | 3.6 m, 650 kg |
| Fixed Platform | 1.8 m |
| Extendable platform | 4.5 m |

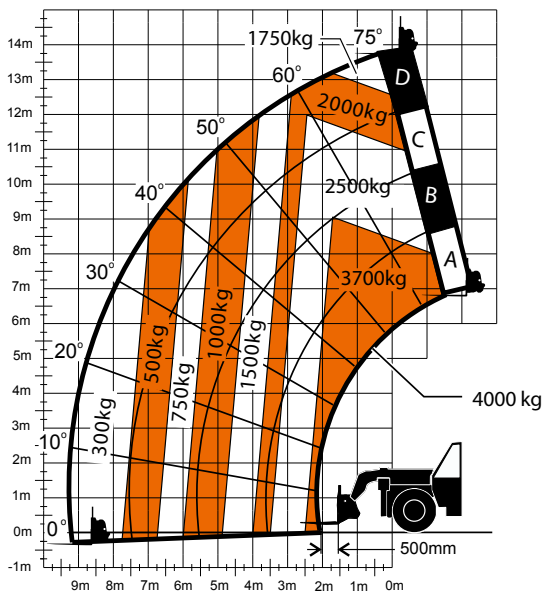


Model 4014 PS TELEHANDLER

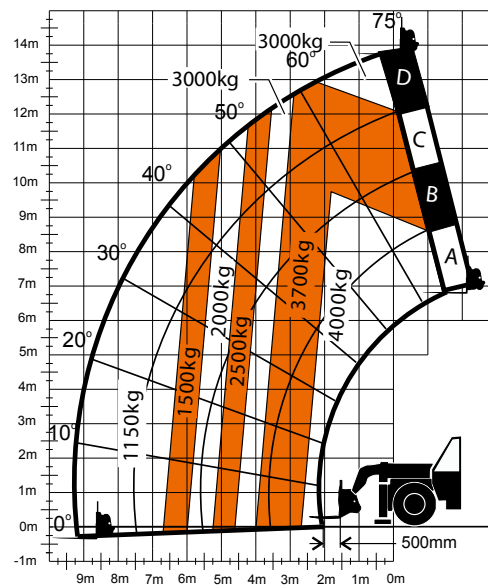
Dimensions



Load Chart and Dimensions



4014PS stabilisers up



4014PS stabilisers down

IMPORTANT

All dimensions are approximate. Rated lift capacities shown are with machine equipped with carriage and pallet forks. The machine must be level on a firm surface with undamaged, properly inflated tyres. Machine specifications and stability are based on rated lift capacities at specific boom angles and boom lengths. (If specifications are critical, the proposed application should be discussed with your dealer.) DO NOT exceed rated lift capacity loads, as unstable and dangerous machine conditions will result. DO NOT tip the machine forward to determine the allowable load.

Use only JLG approved attachments with proper material handler model/attachment load capacity charts displayed in the operator's cab.

Due to continuous product improvements, JLG Industries reserves the right to make specification and/or equipment changes without prior notification.

EAZI SALES & SERVICE

Sole Distributor of:

JLG

Eazi Sales & Service

Head Office

Tel: +27 87 550 4131

Tel: +27 11 312 7380

Tel Int: +27 86 100 5540

Fax: +27 11 312 7381

Email: info@eazisales.co.za

www.eazisales.co.za